


CL-100
**Hydraulic
Centerless Grinder**

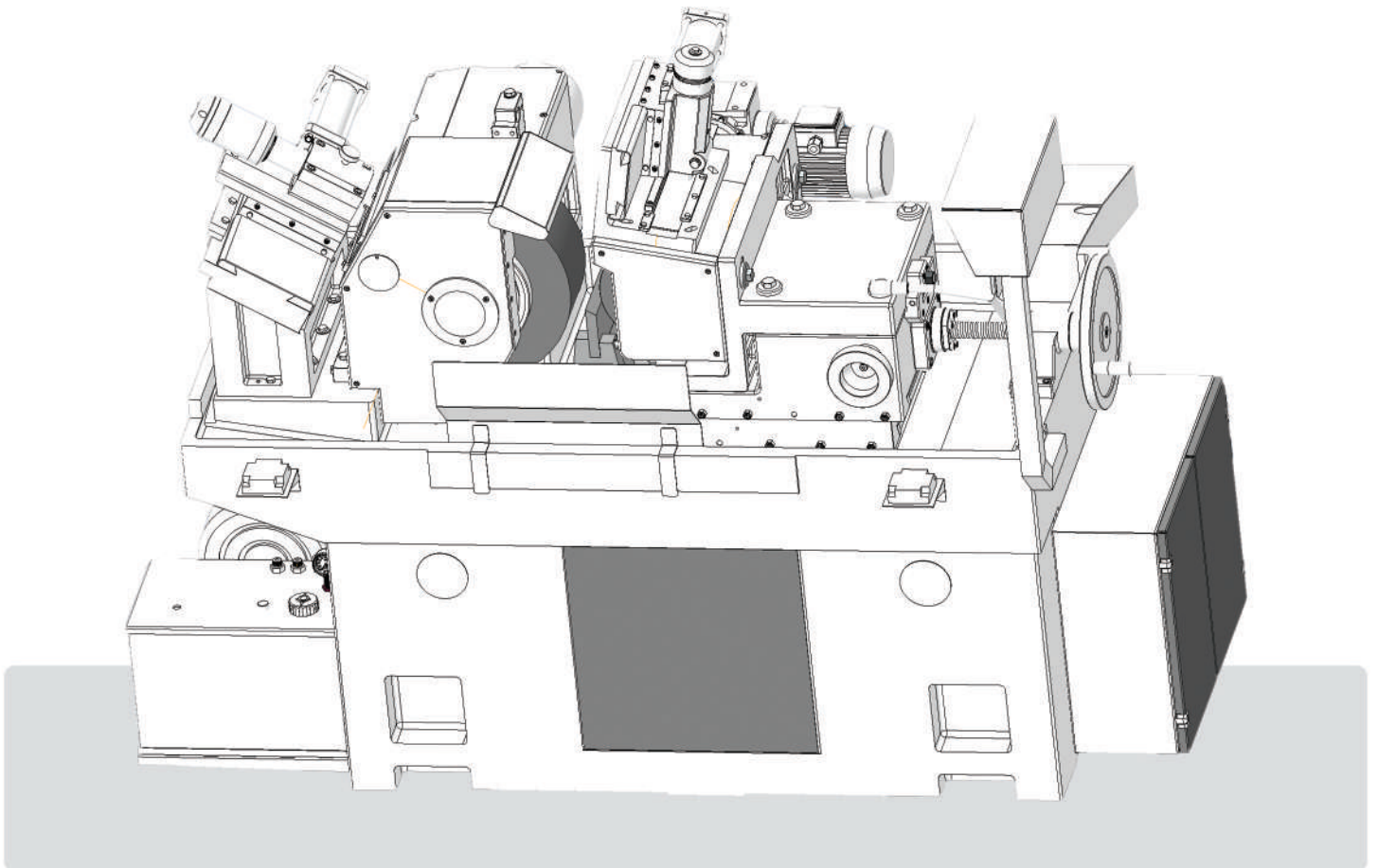


CL-100

Hydraulic Centerless Grinder

ignite

OVERVIEW

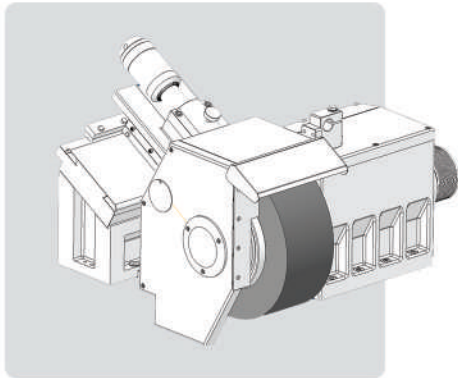


MACHINE BED

The Machine bed is made of one piece close grained cast iron box structure design with optimum ribbing provides high static and vibration free dynamic rigidity to the machine. Artificial Stress relieving process carried for more dimensional stability.

CL-100

Hydraulic Centerless Grinder

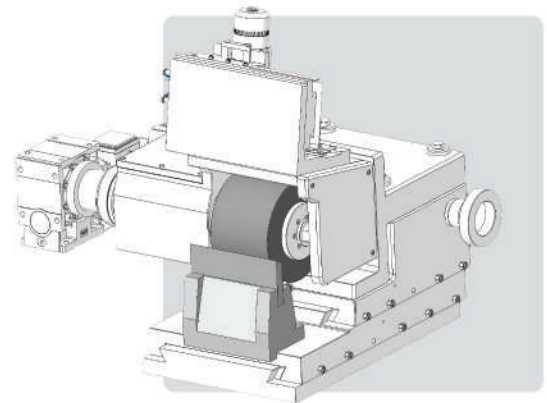


GRINDING WHEELHEAD

The cantilever Grinding wheel spindle Head is fixed to the bed and is of sturdy design to ensure maximum Rigidity and smooth operation. Grinding wheel spindle is made of special alloy steel especially heat treated ground and lapped to achieve very high dimensional stability, accuracy and long life. Hydro Dynamic Grinding wheel spindle runs in phosphorus bronze bush bearings with oil lubrication system. Drive from main motor to spindle is through V-belts and V-grooved pulleys.

REGULATING WHEELHEAD

Regulating wheel spindle is made of specially heat treated ground and lapped. Hydro dynamic Regulating wheel spindle runs in phosphorus bronze bush bearing to give high accuracy. Regulating wheel head is mounted on feed slide. Regulating wheel drive is by means of AC variable drive, to get infinity variable speed of the regulating wheel ensure optimum work speed. Regulation wheel head can be swivelled in vertical plane to give desired feed to the job. Regulating wheel head can also be swivelled in the horizontal Plane for rapid taper correction and Grinding of Taper jobs.



INFEEED SYSTEM

In feed is imparted to the Regulating wheel slide. In feed system comprises of precision feed screw which ensures high accuracy. Specially designed nut having backlash adjustment is provided.

DRESSING UNIT

Separate Hydraulic profile dressing units are provided for both the Grinding and regulating wheel. The dressing speeds are infinitely variable. Both the Grinding and Regulating wheel dresser can be swivelled by 5° on both sides.

CL-100

Hydraulic Centerless Grinder



HYDRAULIC/ELECTRICAL UNIT

Hydraulic power pack units housed outside the machine for easy maintenance. All electrical mounted in a concealed Panel box. Centralized controls for operator's convenience.

LUBRICATION

Separate lubrication tank for Grinding wheel and Regulating wheel spindle lubrication with automatic shut off in case of lube system failure for Grinding wheel.

OPTIONAL ACCESSORIES

- Wheel balancing stand.
- Wheel balancing arbour.
- Additional Grinding wheel Flange.
- Additional Regulating Wheel Flange.
- Work rest block other than standard.
- Carbide work rest blade for straight Grinding.
- Carbide work rest blade for plunge Grinding.
- Magnetic coolant separator.
- Paper band with Magnetic coolant filtration system.
- Hydraulic operated plunge grinding attachment.
- Single axis CNC for auto Plunge cycle.

SPECIFICATION

DESCRIPTION	MODEL	
	UNIT	CL-100
CAPACITY		
MIN. GRINDING DIAMETER	mm	Ø 3
MAX. GRINDING DIAMETER	mm	Ø 100
WHEEL HEAD		
GRINDING WHEEL SIZE (OD X ID X WIDTH)	mm	Ø 400 X Ø228.5 X 150
DISCARD WHEEL DIAMETER	mm	Ø 280
GRINDING WHEEL SPINDLE SIZE	mm	Ø 65
GRINDING WHEEL MOTOR POWER	Kw/hp	5/7.5
REGULATING WHEEL HEAD		
REGULATING WHEEL SIZE (OD X ID X WIDTH)	mm	Ø 250 X Ø127 X 150
DISCARD WHEEL DIAMETER	mm	Ø 150
REGULATING WHEEL SPEED RANGE	rpm	15-200
REGULATING WHEEL SPINDLE SIZE	mm	Ø 55
REGULATING WHEEL MOTOR POWER	Kw/hp	0.75/1
HYDRAULIC AND LUBRICATION UNIT		
LUBRICATION MOTOR	Kw/hp	0.37/0.5
LUBRICATION PUMP	lpm	-
HYDRAULIC PUMP MOTOR	Kw/hp	0.37/0.5
PUMP CAPACITY	lpm	-
COOLANT MOTOR	hp	0.25
GENERAL		
OPERATION VOLTAGE	volts	3Ø 415V AC
TOTAL POWER REQUIRED	kw/hp	6.7/9.0
FLOOR SPACE	mm	2200 X 1700
MACHINE WEIGHT	kg	3000

Note:
 Minimum and Maximum grinding diameter as specified above may vary based on specific requirement. Work head spindle is with Live center as per operating. Features and Specification may vary as specific job requirement. Colour as shown in picture may not match with actual machine colour. Machine Guard May Change as per Job Specification and Accessory used. Wheel utilisation will change depending upon swivel angle. Please discuss suitability to your requirement before ordering to us. As a part of Continuous Improvement Process, design and specification subjected to change without prior notice and information.

ignite

kiyaproducts.com

KIYA PRODUCTS PRIVATE LIMITED

Plot No. G-1925, Gate-2 (Almighty Gate), Kalawad Road,
Lodhika GIDC, Vill-Matoda, Dist-Rajkot-360021 Gujarat (India).

M +91 93281 61506

E sales@kiyaproducts.com